



City of Aventura
Capital Improvement Program
2013/14 – 2017/18



CAPITAL IMPROVEMENT PROGRAM

2013/14 – 2017/18



CITY OF AVENTURA

CITY COMMISSION

**Mayor Susan Gottlieb
Commissioner Enbar Cohen
Commissioner Teri Holzberg
Commissioner Billy Joel
Commissioner Michael Stern
Commissioner Howard Weinberg
Commissioner Luz Urbaez Weinberg**

CITY MANAGER

Eric M. Soroka

DEPARTMENT DIRECTORS

**Weiss Serota Helfman Pastoriza Cole & Boniske, P.A., City Attorney
Robert M. Sherman, Community Services Director
Teresa M. Soroka, City Clerk
Joanne Carr, Community Development Director
Karen J. Lanke, Information Technology Director
Steven Steinberg, Police Chief
Julie Alm, Principal Charter School
Brian K. Raducci, Finance Director
Steven Clark, Arts & Cultural Center General Manager**



City of Aventura

Government Center
19200 West Country Club Drive
Aventura, Florida 33180

Office of the City Manager

June 2013

The Honorable Mayor and
Members of the City Commission
City of Aventura
Aventura, Florida 33180

Enclosed herein is the proposed City of Aventura (the "City") Capital Improvement Program (CIP) for the fiscal period October 1, 2013 through September 30, 2018 and the proposed Capital Budget for the Fiscal period October 1, 2013 through September 30, 2014.

The primary goal of the CIP is to develop a long-term plan of proposed capital expenditures, the means and methods of financing, and a schedule of priorities for implementation. It is important to stress that the CIP is a planning tool to evaluate infrastructure needs of the City as well as the financial capabilities of the City. In order to determine the impact of the CIP on the City's future operating budget, the City Commission and residents will be provided with the benefits of a CIP document which serves as a point of reference and includes an estimated long-term budget plan.

At this point in the City's history, the need for major capital improvement funding has decreased substantially due to a very ambitious schedule of completing major community facilities and infrastructure projects during the past seventeen years since the incorporation of the City. This document represents an update of the CIP that was originally prepared for the five-year cycle of 2012 to 2017. The update process is important for the CIP to become a continuing and ongoing planning/implementation process. The last four years of last year's program were reevaluated in light of unanticipated needs, cost revisions, new project priorities and the financial condition of the City. In addition, the CIP was updated to add new projects in the fifth year (2017/18) to complete the cycle. Projects included within the framework of the program were based on input from Commissioners, staff, City consultants and citizens.

The following represents the significant revisions or modifications to the proposed CIP compared to the prior document:

1. Inclusion of Park Enhancement Package which includes the following improvements based on input from the users of our park system:
 - Install SunPad adjacent to the Spash Pad at Founders Park - \$175,000.
 - Additional shade structure and benches at Waterways Park playground - \$10,000.
 - Replace shade structure with permanent shelter at Waterways Dog Park - \$30,000.
 - Install additional shade structure at Veterans Park - \$20,000.
2. Create Community Garden at Founders South Park - \$100,000
3. Added \$880,000 for new park to be located on NE 188th Street.
4. Added Yacht Club Drive and Mystic Point Drive street resurfacing project - \$610,000.
5. Added traffic flow improvements to median on NE 185th Street - \$50,000.
6. Added street lights for NE 30 Avenue to coincide with new development - \$300,000.
7. Added \$102,000 to replace Air-conditioning units at ACES and Community Recreation Center.

The proposed 2013 – 2018 CIP includes 30 projects in five (5) functional categories with a total value of \$13,080,876. The following represents the percentage of total funding that each functional category has been allocated: Beautification & Parks Facilities (12%), Transportation, Drainage and Infrastructure Improvements (38%), Capital Equipment Purchase and Replacement (25%), Information/Communication Technology (21%) and Public Buildings and Facilities Improvements (1%).

Major emphasis was placed on the following projects:

Road Resurfacing	\$3,050,000
Park Improvements	\$1,579,500
Street Lighting Upgrades	1,300,000
Stormwater Drainage Improvements	1,000,000
Air Conditioning Unit Replacements	102,000
Traffic safety and Flow Improvements	50,000

The document contains a detailed funding plan that forecasts revenues necessary to fund both the CIP and the operating budgets over the next five (5) years. The proposed funding plan is based on the assumption that operating expenditures can be maintained at certain percentage increases and revenues grow at specified levels. The plan is based on conservative estimates.

A large portion of the proceeds acquired from the selling the City owned property on Biscayne Boulevard this year will be utilized to fund \$1,000,000 of park improvements included in the CIP.

I am proud of the many accomplishments and the support the City Commission and residents have shown in the implementation of the capital projects since the incorporation of the City. Our beautification projects, park and open space additions, Government Center, Community Recreation Center, Charter School, Arts & Cultural Center, transportation improvements and many other community enhancements continue to exhibit our commitment to excellence and professionalism. This document serves many purposes. Importantly it serves as an aid to the residents in providing a better understanding of the City's long-term capital needs and how the City intends to meet these demands. It also details our continuing effort to address the needs and concerns of our citizens while making prudent financial decisions which contribute to the City's long-term financial health.

The preparation and formulation of this document could not have been accomplished without the dedicated efforts of all Department Directors and their staff. Their professional efforts have assisted in the preparation of this important planning program.

I request and recommend that you take the following actions regarding the proposed 2013 - 2018 Capital Improvement Program:

1. Hold a workshop meeting to review the CIP document in June.
2. Transmit copies of the CIP summary document to the public.
3. Hold a public hearing to conceptually adopt the final CIP document, by resolution, for implementation.

All questions relating to the CIP should be referred to my attention.

Respectfully submitted,


Eric M. Soroka
City Manager

CAPITAL IMPROVEMENT PROGRAM
2013 – 2018
HIGHLIGHTS

- Road maintenance projects that total \$3,050,000 to resurface asphalt and enhance safety are included for Country Club Drive, NE 207th Street, NE 213th Street, Biscayne Lake Gardens, NE 27th Avenue, NE 28th Court, NE 30th Avenue NE 209th Street, Yacht Club Drive and Mystic Point Drive.
- Provides for improvements to Founders Park, Veterans Park, Waterways Park and Waterways Dog Park in the amount of \$647,000 to address upgrades requested by the users of the facilities and maintenance requirements.
- Includes \$50,000 for modifications to the median on NE 185th Street to improve traffic flow.
- Utilizes a stormwater utility program to maintain drainage systems throughout the City. A total of \$1,000,000 has been earmarked during the five-year period.
- Funds development of a 1.5 acre new park planned on NE 188th Street at a cost of \$880,000.
- Provides funding in the amount of \$1,000,000 to complete, the street lighting upgrade project along the eastside of Biscayne Boulevard and \$300,000 for new street lights on NE 30th Avenue.
- Provides the necessary equipment to continue to provide high quality and effective police services.
- Continues the implementation of technology improvements and management information systems to enhance the productivity and efficiency of City operations.
- Ensures that the tools of production, vehicles, equipment and technology, are available for City operations.

CAPITAL IMPROVEMENT PROGRAM

2013 - 2018

TABLE OF CONTENTS

<u>INTRODUCTION</u>	<u>PAGE</u>
Purpose of the Capital Improvement Program	1
Legal Authority	2
Development of the Capital Improvement Program	2
Capital Improvement Program Policies	3
Preparing the Capital Budget	4
Locating a Specific Capital Project	4
Reading the Program Schedules	5
<u>OVERVIEW OF RECOMMENDED PROJECTS</u>	
Summary of Recommended Projects	7
Summary of Major Programs	7
Summary of Proposed Appropriations by Funding Source	8
Summary of Projects by Location and Year	9
<u>FUNDING PLAN</u>	
Introduction	11
Debt vs. Pay-As-You-Go Financing	11
Required Separation of Funding Sources	12
Summary of Financing Plan Model	13
Proposed Financing Plan General Fund	14
Proposed Financing Plan Transportation Fund	18
Proposed Financing Plan Stormwater Utility Fund	19

PROJECT DESCRIPTIONS AND FUNDING SCHEDULES

Beautification and Park Facilities Improvements	22
Transportation, Drainage and Infrastructure Improvements	30
Public Buildings and Facilities Improvements	37
Information/Communications Technology	41
Capital Equipment Purchases and Replacements	50



INTRODUCTION



INTRODUCTION

This section describes what a Capital Improvement Program (CIP) is and the process for developing the City of Aventura (the "City") Capital Improvement Program and Capital Budget. This introduction also explains how to locate a specific project in this document.

PURPOSE OF THE CAPITAL IMPROVEMENT PROGRAM

The purpose of the CIP is to establish a long term plan of proposed capital expenditures, the means and methods of financing, and a schedule of priorities for implementation. In order to determine the impact on the City's operating budget, debt service and the general trend of future expenditures, the City Commission will be provided with the advantage of a CIP document as a point of reference and estimated long-term budget plan. In accordance with the State's Growth Management Act, the City is required to undergo this process in order to meet the needs of its Comprehensive Plan.

The CIP is an official statement of public policy regarding long-range capital development within the City. A capital improvement is defined as a capital expenditure of \$5,000 or more, resulting in the acquisition, improvement or addition to fixed assets in the form of land, buildings or improvements, more or less permanent in character, and durable equipment with a life expectancy of more than one (1) year. In addition, equipment that has a value of \$5,000 or less is also included in this document for budgetary purposes.

The CIP lists proposed capital projects to be undertaken, the year in which they will be started, the amount expected to be expended in each year and the method of financing these projects. Based on the CIP, a department's capital outlay portion of the annual Operating Budget will be formulated for that particular year. The CIP document also communicates to the citizens, businesses and interested parties the City's capital priorities and plan for implementing projects.

The five-year CIP is updated annually to add new projects in the fifth year, to re-evaluate the program and project priorities in light of unanticipated needs, and to revise recommendations to take account of new requirements and new sources of funding. Capital Improvement programming thus becomes a continuing part of the City's budgeting and management procedures.

The annual capital programming process provides the following benefits:

1. The CIP is a tool for implementing the City's Comprehensive Plan.
2. The CIP process provides a mechanism for coordinating among projects with respect to function, location, and timing.

3. The yearly evaluation of project priorities ensures that the most crucial projects are developed first.
4. The CIP process facilitates long-range financial planning by matching estimated revenue against capital needs, establishing capital expenditures and identifying the need for municipal borrowing and indebtedness within a sound long-range fiscal framework. The sound fiscal policy that results from this process will have a positive impact on the City's bond rating.
5. The impact of capital projects on the City's operating budget can be projected.
6. The CIP serves as a source of information about the City's development and capital expenditures plan for the public, City operating departments and the City Commission.

LEGAL AUTHORITY

A capital programming process to support the comprehensive plan is required by the Local Government Comprehensive Planning and Land Development Regulations, incorporated as Chapter 163, Florida Statutes.

DEVELOPMENT OF THE CAPITAL IMPROVEMENT PROGRAM

The City's capital programming process began in December when operating departments were required to prepare requests for all proposed capital projects anticipated during the period of 2013 - 2018. A CIP Preparation Manual and related forms were distributed to all departments for this purpose.

In February, departmental prioritized project requests were submitted to the City Manager's Office. Department Directors were asked to justify projects in terms of benefits derived, necessity to health, safety and welfare of the City, enhancement to City plans and policies, need of residents and funding. Projects were prioritized on the basis of Urgency, Necessity, Desirability, and Deferability.

The City Manager reviewed departmental requests and conducted individual meetings with Department Directors. The departmental requests were prioritized and the five-year schedule of projects was compiled into document form by the City Manager. The methods of financing and revenue sources were then prepared by the Finance Director and City Manager and were incorporated into the CIP document. At this point, the proposed CIP is submitted to the City Commission and public for review.

In order to facilitate public involvement, public hearings and community meetings will be held to unveil and review the CIP document prior to the adoption of a Resolution approving the CIP in principle.

CAPITAL IMPROVEMENT PROGRAM POLICIES

1. Annually, the City will prepare a five-year capital improvement program analyzing all anticipated capital expenditures and identifying associated funding sources. Future capital expenditures necessitated by changes in population, changes in development, growth, redevelopment or changes in economic base will be calculated and included in the Capital update process.
2. The City will perform all capital improvements in accordance with an adopted CIP.
3. The classification of items as capital or operating will be determined by two criteria - cost and frequency. Generally, a capital project has a "useful life" of more than one (1) year and a value of \$5,000 or more. In addition, equipment that has a value of \$5,000 or less is also included in the document for budgetary purposes.
4. The City will coordinate development of the capital improvement budget with the development of the operating budget. Future operating costs associated with new capital improvements will be projected and included in the operating forecasts.
5. The first year of the five-year capital improvement program will be used as the basis for formal fiscal year appropriations during the annual budget process.
6. The City will maintain all of its assets at a level adequate to protect the City's capital investment and to minimize future maintenance and replacement costs.
7. The City will identify the estimated cost of capital projects and prepare a funding projection that considers revenues and operating costs to be included in the Capital Improvement Program document that is submitted to the City Commission for approval.
8. The City will determine the most appropriate financing method for all new projects.
9. If appropriate, the City will attempt to maintain a mixed policy of pay-as-you-go and borrowing against future revenues for financing capital projects.
10. The City will maintain ongoing maintenance schedules relating to road, sidewalk and drainage system improvements.
11. The City will address and prioritize infrastructure needs on the basis of protecting the health, safety and welfare of the community.
12. A CIP preparation calendar shall be established and adhered to.
13. Capital projects will conform to the City's Comprehensive Plan.
14. Long-term borrowing will not be used to fund current operations or normal maintenance.
15. The City will strive to maintain an unreserved General Fund Fund Balance at a level not less than 10% of the annual General Fund revenue.

16. If new project appropriation needs are identified at an interim period during the fiscal year, the funding sources will be identified and mid-year budget amendments will be utilized to provide formal budgetary authority. In addition budget amendments may be utilized to increase appropriations for specific capital projects.

PREPARING THE CAPITAL BUDGET

The most important year of the schedule of projects is the first year. It is called the Capital Budget and is adopted separately from the five-year program as part of the annual budget review process.

Based on the CIP, each department's capital outlay portion will be formulated for that particular year. Each year the CIP will be revised and another year will be added to complete the cycle. Capital Improvement Programming thus becomes a continuing part of the City's budget and management process.

The Capital Budget is distinct from the Operating Budget. The Capital Budget authorizes capital expenditures, while the Operating Budget authorizes the expenditure of funds for employee salaries, supplies and materials.

Through the City's amendment process, changes can be made to the adopted Capital Budget during the fiscal year. A request for amendment is generated by an operating department based on an urgent need for new capital project or for additional funding for a previously approved project. The request is reviewed by the Finance Director and City Manager and, if approved by the City Manager, a budget amendment is presented to the City Commission.

LOCATING A SPECIFIC CAPITAL PROJECT

The Capital Improvement Program is divided into five (5) program areas as follows:

Beautification and Parks (BP)

Transportation, Drainage and Infrastructure Improvements (TDI)

Public Buildings and Facilities (PBF)

Information/Communications Technology (ICT)


Capital Equipment Purchases & Replacement (CE)

Each project in the Capital Improvement Program has a unique project number. This project number appears at the beginning of the individual project descriptions and the Summary by Year tables. The first digit refers to functional category priority number assigned by the City Manager. The final digits outline the individual department requesting the project. For example, project TDI-1-CS is Transportation, Drainage and Infrastructure Improvements project number one which was requested by the Community Services Department.

READING THE PROGRAM SCHEDULES

Detailed information about each capital project is presented in the section titled "Capital Improvement Program Project Descriptions and Funding Schedules." The section is arranged by program area and functional category and includes a description of each project and the funding schedules. Project timetables for each functional category are indicated in the Summary by Year tables.

The funding schedules are based on the funding needed to complete an individual project. A project's funding may continue for several years depending on the development timetable. Each program has a separate Funding Plan Table that outlines the revenue sources proposed to fund project expenditures.



OVERVIEW



OVERVIEW OF RECOMMENDED PROJECTS

SUMMARY OF RECOMMENDED PROJECTS

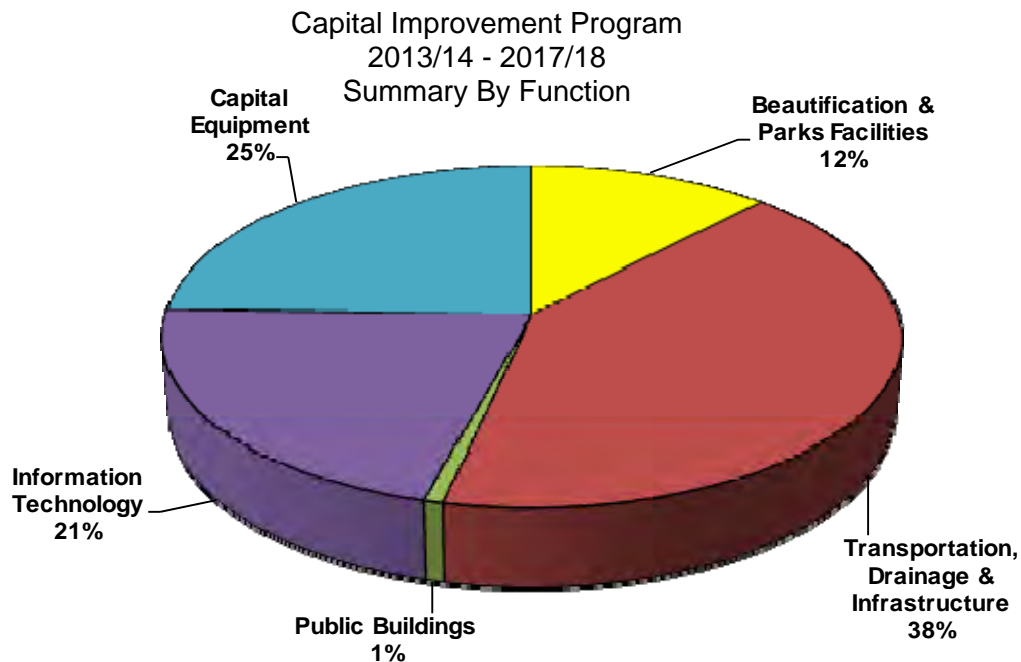
The proposed 2013 – 2018 CIP includes 30 projects in five (5) functional categories with a total value of \$13,080,876. The following represents the percentage of total funding that each functional category has been allocated: Beautification & Parks Facilities (12%), Transportation, Drainage and Infrastructure Improvements (38%), Capital Equipment Purchase and Replacement (25%), Information/Communication Technology (21%) and Public Buildings and Facilities Improvements (1%).

SUMMARY OF MAJOR PROGRAMS

The following table presents a summarized breakdown of the costs of the various projects recommended for funding categorized by major function for each of the five (5) years covered by the CIP.

Table 1

Program	2013/14	2014/15	2015/16	2016/17	2017/18	TOTAL
Beautification & Parks Facilities \$	409,000 \$	121,500 \$	821,000 \$	39,000 \$	189,000 \$	1,579,500
Transportation, Drainage & Infrastructure	2,135,000	915,000	810,000	730,000	810,000	5,400,000
Public Buildings & Facilities	-	-	30,000	30,000	42,000	102,000
Information/Communication Technology	571,800	536,100	470,400	517,050	699,500	2,794,850
Capital Equipment	670,100	668,900	622,950	681,176	561,400	3,204,526
Totals	\$ 3,785,900 \$	2,241,500 \$	2,754,350 \$	1,997,226 \$	2,301,900 \$	13,080,876



SUMMARY OF PROPOSED APPROPRIATIONS BY FUNDING SOURCE

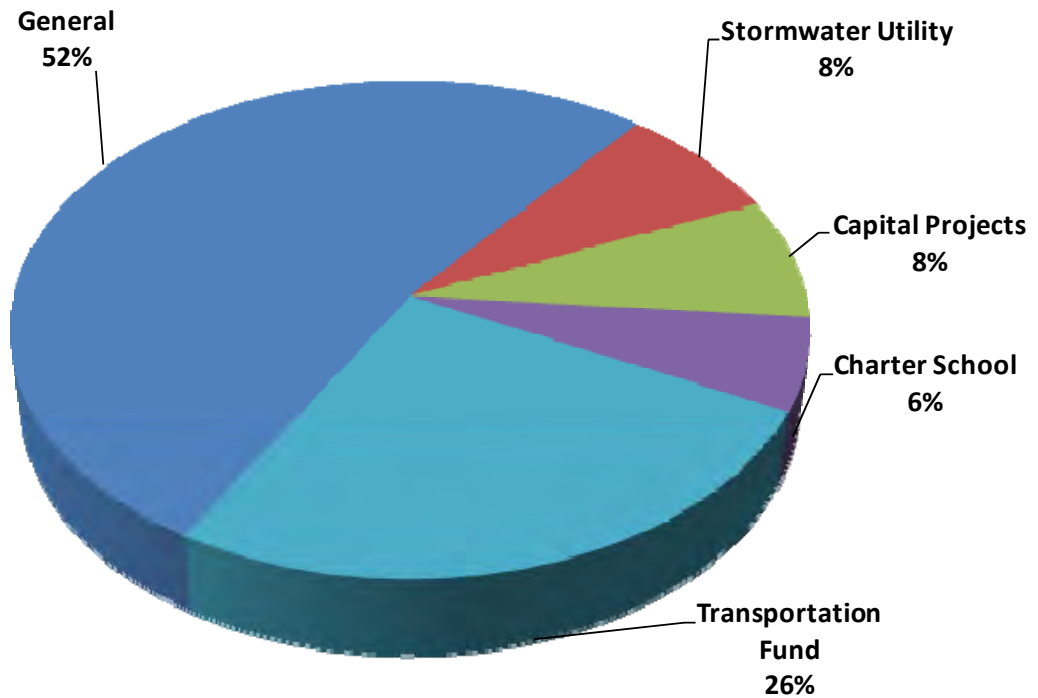
The following table reflects the distribution of all proposed projects to the funding source or mechanism, which is appropriate for funding the projects for each of the five (5) years of the program.

Table 2
Capital Improvement Program
2013/14 - 2017/18
Summary By funding Source

Funding Source	2013/14	2014/15	2015/16	2016/17	2017/18	TOTAL
General	\$ 2,255,400	\$ 1,105,000	\$ 1,104,850	\$ 1,095,226	\$ 1,321,400	\$ 6,881,876
Stormwater Utility	200,000	200,000	200,000	200,000	200,000	1,000,000
Capital Projects Fund	235,000	80,000	700,000	0	0	1,015,000
Charter School	160,500	141,500	139,500	172,000	170,500	784,000
Transportation Fund	935,000	715,000	610,000	530,000	610,000	3,400,000
	\$ 3,785,900	\$ 2,241,500	\$ 2,754,350	\$ 1,997,226	\$ 2,301,900	\$ 13,080,876

The proposed funding plan involves a commitment to “pay-as-you-go” annual appropriations established in yearly budgets and does not include additional long term debt.

Funding Source Summary



SUMMARY OF PROJECTS BY LOCATION AND YEAR

The following outlines the major projects by location and the year they are proposed to be funded:

Table 3
 Capital Improvement Program
 2013/14 - 2017/18
 Summary By Location

Location	Transportation Improvements	Park Improve
Founders Park Improvements		2013-2017
Waterways and Dog Park Improvements		2013/14
Veterans Park Improvements		2013 & 2017
Biscayne Boulevard Street lighting	2013/14	
Country Club Drive	2013/14	
Biscayne Lake Gardens	2014/15	
NE 207 th Street	2014/15	
NE 188 th Street Park Improvements		2015/16
NE 185 th Street Traffic Flow Improve	2015/16	
NE 213 th Street		
NE 27th Avenue	2016/17	
NE 210 th Street NE 28th Court	2016/17	
NE 30th Avenue	2016/17	
NE 209th	2016/17	
Yacht Club Drive	2017/18	
Mystic Point Drive	2017/18	



FUNDING PLAN



FUNDING PLAN

INTRODUCTION

In order for a CIP to be an effective management planning tool, the program must include not only a compilation of major capital needs and their costs but also a financing plan for the entire life of the program. This financing plan must include an analysis of the available resources which will be used to fund not only the CIP itself but the required operating expenses and debt service requirements of the City.

In order to ensure that the financing plan is complete in every respect, the plan formulation process must include:

1. A projection of revenues and resources which will be available to fund operating and capital expenditures during the life of the CIP.
2. A projection of future years' operating expenditure levels which will be required to provide ongoing services to City residents.
3. Once the CIP projects have been evaluated, a determination is made of the projects to be funded and the timing of the cash outflow for each project. The information is then tabulated to determine the amounts required to fund the CIP for each year.
4. From the information obtained in 1 through 3 above, the additional resources required to fund the CIP will be determined and a decision will be made on whether the program is to be financed by the issuance of debt, on a pay-as-you-go basis or some combination of the two (2).

The financing plan prepared in such a manner will be as accurate as possible and should be an informative document to all City residents. However, due to the uncertainty involved in projecting operating cost increases, the community's desire for service increases and the inflow of resources over a five-year period, the financing plan presented should be viewed as a theoretical framework to be adjusted each year based on the most recent information available at that time. This will be accomplished by updating the financing plan each year, adopting operating and capital budgets, and ordinances to implement fee structures which will be required to fund the program each year.

DEBT VS PAY-AS-YOU-GO FINANCING

Debt financing through the issuance of long term bonds is most appropriate when:

1. There are a small number of relatively large dollar value projects.
2. Larger projects cannot be broken into segments and the costs distributed over a longer time frame without impairing the usefulness of the project.

3. The projects are non-recurring.
4. Assets acquired have a relatively long useful life which equals or exceeds the life of the debt.

Through long-term bond financing, the costs of a project having a long useful life can be shared by future residents who will benefit from the projects.

In contrast, pay-as-you-go financing is most appropriate for a CIP which includes:

1. A large number of projects having a relatively small dollar value.
2. Projects which can be broken into phases with a portion completed each year without impairing the overall effectiveness of the project.
3. Projects which are of a recurring nature.
4. Projects where the assets acquired will have relatively short useful lives.

The primary advantage of pay-as-you-go financing is that the interest costs and costs of bringing a bond issue to market can be avoided. However, if inappropriately used, this financing plan may cause tax rates and fee structures to increase suddenly and may result in current residents paying a greater portion of projects which benefit future residents.

In summary, the choice of the appropriate financing plan will be contingent upon an analysis of the projects to be included in a CIP.

REQUIRED SEPARATION OF FUNDING SOURCES

In order to comply with accepted governmental accounting practices and to ensure compliance with City Codes and any related Bond Indentures, the analysis and financing plan contained herein will be presented within their respective funds. Projects funded on a pay-as-you-go basis will directly relate to the Capital Fund Budget from where the source of funding is derived. Each of these Budgets will appear in the Annual Operating and Capital Improvement Budget, which is adopted each year. Those funds are currently represented as follows:

1. General Fund
2. Transportation and Street Maintenance Fund
3. Charter School Fund
4. Capital Projects Fund
5. Stormwater Utility Fund

In accordance with accounting, legal and internal revenue requirements, all projects to be completed with the proceeds received from the sale of Bonds or loans will be accounted for in a Capital Construction Fund or Stormwater Utility Fund. In addition, capital outlay for the Charter School is included in a separate Budget adopted by the City Commission.

SUMMARY OF FINANCING PLAN MODEL

Detailed funding plans for individual funds of the City are enclosed herein in the following sections. The following represents an overview of the major points of the recommended funding plan:

1. Utilize “pay-as-you-go” financing through annual appropriations to fund the total five year amount of \$13,080,876. No additional debt is recommended.
2. Adjusts property tax revenues based on projected conservative growth in assessments.

PROPOSED FINANCING PLAN
GENERAL FUND

After evaluating the nature of the various projects that are included in the City's General CIP, it was decided that pay-as-you-go would be most appropriate for funding the program.

FINANCING PLAN TABLES

Based on this decision, the analysis which follows is aimed at developing a financing plan which will allow the City to fund General Government Services operating expenditures and all projects recommended for funding in the General CIP for each year of the program.

Table 1 presents a five-year projection of resources which will be available for General Government Services. Unless shown by an asterisk (*), the amount projected for each revenue is based on the tax rate or fee structure in effect during the 2012/13 fiscal year. Revenue descriptions followed by an asterisk (*) were computed based on a projected increase in the rate structure as discussed in the assumption of projections.

Table 2 presents a five-year projection of required operating expenses for General Government Services which utilize the cost data as outlined in the assumption of projections.

Table 3 is a recap of resources available to fund the General CIP based on projected revenues and expenditures and the proposed Capital Improvement Program appropriations for the five (5) years of the program. Please note that this analysis assumes that all available resources not needed to fund current operating expenditures will be transferred to the CIP Fund and that any balance in the CIP Fund will remain in the CIP. Through this process, the City will be able to accumulate a reserve which would be used to fund unexpected capital outlays or to fund future years' programs.

TABLE 1
PROJECTION OF RESOURCES AVAILABLE FOR GENERAL GOVERNMENT SERVICES

	2012/13	2013/14	2014/15	2015/16	2016/17	2017/18
CURRENT YEAR REVENUES AVAILABLE FOR GENERAL GOVERNMENT SERVICES						
AD VALOREM TAXES	\$12,350,495	\$12,812,525	\$13,196,901	\$13,592,808	\$14,068,556	\$14,560,956 (a)
FPL FRANCHISE FEES	2,300,000	2,600,000	2,652,000	2,705,040	2,759,141	2,814,324 (b)
FRANCHISE FEES	480,000	500,000	515,000	530,450	546,364	562,754 (c)
UTILITY TAXES	7,433,505	7,630,000	7,858,900	8,094,667	8,337,507	8,587,632 (d)
SECTION 185 PREMIUM TAX	250,000	268,000	268,000	268,000	268,000	268,000
CITY BUSINESS LICENSES TAX	772,000	840,000	848,400	856,884	865,453	874,107 (e)
BUILDING RELATED REVENUE	1,487,500	1,501,500	1,451,500	1,401,500	1,351,500	900,000 (f)
STATE SHARED REVENUES-UNRESTRICTED	416,677	487,679	502,309	517,379	532,900	548,887 (g)
HALF CENT SALES TAX	2,200,000	2,300,000	2,380,500	2,463,818	2,550,051	2,639,303 (h)
CHARGES FOR SERVICES	1,856,500	1,970,200	2,039,157	2,110,527	2,184,396	2,260,850 (i)
FINES AND FORFEITURES	1,457,000	1,632,000	1,680,960	1,731,389	1,783,330	1,836,830 (j)
MISC. REVENUES	37,000	41,000	41,000	41,000	41,000	41,000
INTEREST ON INVESTMENTS	125,000	125,000	200,000	250,000	275,000	300,000
COUNTY BUSINESS TAX	45,000	45,000	45,000	45,000	45,000	45,000
TOTAL CURRENT YEAR REVENUES	\$31,210,677	\$32,752,904	\$33,679,627	\$34,608,461	\$35,608,198	\$36,239,643
TRANSFERS FROM E911 FUND	8,000	30,000	31,050	32,137	33,262	34,426
TRANSFERS FROM SCHOOL FUND	-	-	30,000	30,000	30,000	30,000
TOTAL AVAILABLE	\$ 31,218,677	\$ 32,782,904	\$ 33,740,677	\$ 34,670,598	\$ 35,671,459	\$ 36,304,069

NOTES TO ASSUMPTION OF PROJECTIONS

- (a) Ad Valorem Tax revenues are estimated to grow at the rate of 3.7% in 2013/14 and then 3.2% to 3.5% in future years.
- (b) FPL Franchise Fees from Dade County will grow at the rate of 2% per year.
- (c) Franchise fees will grow at the rate of 3% per year.
- (d) Utility taxes will grow at the rate of 3% per year.
- (e) Business License Tax will grow at the rate of 1.0% per year.
- (f) Building related revenues will decrease over the 5 year period.
- (g) State shared revenues will grow at the rate of 3% per year.
- (h) Half-cent sales tax will grow at the rate 3.5% per year.
- (i) Charges for services will grow at the rate of 3.5% per year.
- (j) Fines & forfeitures will grow at the rate of 3% per year.

TABLE 2

PROJECTION OF OPERATING EXPENDITURES FOR GENERAL GOVERNMENT SERVICES

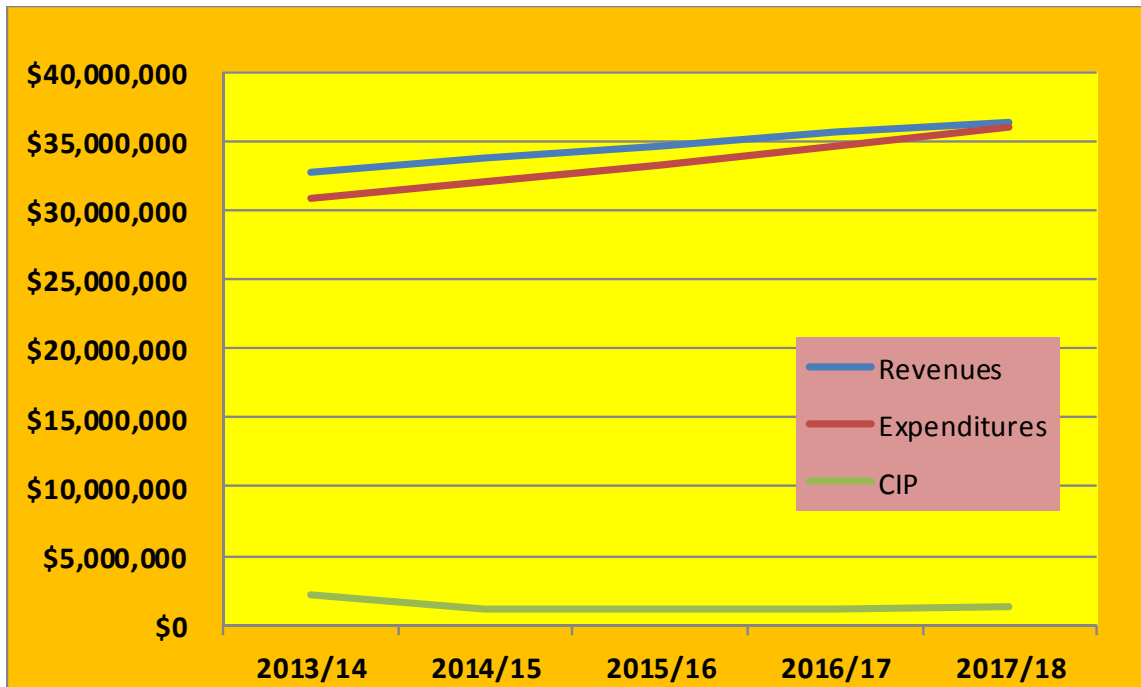
DEPARTMENT	2012/13	2013/14	2014/15	2015/16	2016/17	2017/18
City Commission	\$ 123,068	\$ 124,140	\$ 126,623	\$ 130,421	\$ 134,334	\$ 138,364
Office of the City Manager	910,770	790,499	822,119	855,004	889,204	924,772
Legal	270,000	270,000	270,000	270,000	270,000	270,000
City Clerk	299,921	282,645	316,777	332,616	365,899	391,512
Finance	814,017	963,657	1,011,840	1,062,432	1,115,553	1,171,331
Information Technology	929,205	937,950	980,158	1,029,165.64	1,080,624	1,134,655
Public Safety	16,335,830	16,905,672	17,666,427	18,461,416	19,292,180	20,160,328
Arts & Cultural Center	673,590	693,793	725,014	757,639	791,733	827,361
Community Development	1,664,314	1,893,791	1,938,481	1,960,405	2,008,425	2,088,762
Community Services	4,156,509	4,303,815	4,475,968	4,655,006	4,841,207	5,034,855
Non - Departmental	1,420,556	1,500,200	1,450,000	1,508,000	1,568,320	1,631,053
TOTAL PROJECTED OPERATING EXPENDITURES GENERAL GOVERNMENTAL SERVICES	<u>\$ 27,597,780</u>	<u>\$ 28,666,162</u>	<u>\$ 29,783,406</u>	<u>\$ 31,022,105</u>	<u>\$ 32,357,479</u>	<u>\$ 33,772,993</u>
TOTAL PROJECTED DEBT SERVICE REQUIREMENTS	2,205,882	2,221,190	2,220,979	2,220,979	2,220,979	2,220,979
Transfers						
TOTAL PROJECTED EXPENDITURES	<u>\$ 29,803,662</u>	<u>\$ 30,887,352</u>	<u>\$ 32,004,385</u>	<u>\$ 33,243,084</u>	<u>\$ 34,578,458</u>	<u>\$ 35,993,972</u>

NOTES TO ASSUMPTION OF PROJECTIONS

Operating expenditures will increase 3.9% in 2013/14 and up to 4.4% each year thereafter.

**TABLE 3
 RECAP OF AVAILABLE RESOURCES vs PROPOSED APPROPRIATIONS
 GENERAL FUND CAPITAL IMPROVEMENT PROGRAM**

	2013/14	2014/15	2015/16	2016/17	2017/18
TOTAL PROJECTED AVAILABLE RESOURCES	\$32,782,904	\$33,766,302	\$34,696,992	\$35,698,777	\$36,332,343
PROJECTED OPERATING EXPENDITURES	28,666,162	29,783,406	31,022,105	32,357,479	33,772,993
DEBT SERVICE REQUIREMENTS	2,221,190	2,220,979	2,220,979	2,220,979	2,220,979
SUBTOTAL - EXPENDITURES	30,887,352	32,004,385	33,243,084	34,578,458	35,993,972
BALANCE	1,895,552	1,761,917	1,453,907	1,120,319	338,370
Less CIP APPROPRIATIONS	2,255,400	1,105,000	1,104,850	1,095,226	1,321,400
AMOUNT NEEDED FROM CIP RESERVE OR NEW REVENUES	\$ (359,848)	\$ 656,917	\$ 349,057	\$ 25,093	\$ (983,030)



**PROPOSED FINANCING PLAN
TRANSPORTATION FUND**

This fund was established to account for restricted revenues and expenditures which by State Statute and County Transit System Surtax Ordinance are designated for transportation enhancements, street maintenance and construction costs. This table reflects the anticipated revenues available and the proposed appropriations.

TABLE 4
TRANSPORTATION AND STREET MAINTENANCE FUND
RECAP OF AVAILABLE RESOURCES AND PROPOSED APPROPRIATIONS
SUMMARY BY YEAR

	2012/13	2013/14	2014/15	2015/16	2016/17	2017/18
REVENUES						
LOCAL OPTION GAS TAX	\$ 450,000	\$ 505,000	\$ 505,000	\$ 505,000	\$ 505,000	\$ 505,000
INTEREST EARNINGS	500	500	500	500	500	500
STATE SHARED REVENUES-RESTRICTED	155,250	170,000	170,000	170,000	170,000	170,000
CARRYOVER	59,150	200,000	165,500	313,500	527,275	780,020
COUNTY TRANSIT SYSTEM SURTAX	975,000	1,050,000	1,050,000	1,050,000	1,050,000	1,050,000
TOTAL REVENUES	\$1,639,900	\$1,925,500	\$1,891,000	\$ 2,039,000	\$2,252,775	\$2,505,520
EXPENDITURES						
Maintenance Operating Expenditures	\$ 410,000	\$ 450,000	\$ 472,500	\$ 496,125	\$ 520,931	\$ 546,978
Transit Services	375,000	375,000	390,000	405,600	421,824	438,697
TOTAL EXPENDITURES	\$ 785,000	\$ 825,000	\$ 862,500	\$ 901,725	\$ 942,755	\$ 985,675
 Total For Capital	 854,900	 1,100,500	 1,028,500	 1,137,275	 1,310,020	 1,519,845
CAPITAL EXPENDITURES						
Project Title	2012/13	2013/14	2014/15	2015/16	2016/17	2017/18
Street Lighting	\$ 100,000	\$ -	\$ 50,000	\$ 250,000	\$ -	\$ -
Traffic Safety	-	50,000	-	-	-	-
Road Resurfacing Program	685,000	885,000	665,000	360,000	530,000	610,000
TOTAL CAPITAL EXPENDITURES	\$ 785,000	\$ 935,000	\$ 715,000	\$ 610,000	\$ 530,000	\$ 610,000
 Reserves	 \$ 200,000	 \$ 165,500	 \$ 313,500	 \$ 527,275	 \$ 780,020	 \$ 909,845

**PROPOSED FINANCING PLAN
STORMWATER UTILITY FUND**

The City is responsible for stormwater management activities within its corporate boundaries.

In order to address deficiencies and develop an ongoing maintenance program, a Stormwater Utility Fund was created. The Fund generates revenues for stormwater management costs, permitting, maintenance and capital improvements from a source other than the General Fund, gas taxes or ad valorem taxes. The Utility relies on user fees charged to residents and businesses for generating revenues.

Table 5 reflects the anticipated revenues available and the proposed appropriations for the Stormwater Utility Fund for the five-year period.

A total of \$1,000,000 worth of stormwater drainage projects will be completed during the five-year period. The monthly rate charged to users per unit was \$2.50 for 2012/13. It is not recommended that the fee be increased during the next five (5) years.

**TABLE 5
RECAP OF AVAILABLE RESOURCES vs PROPOSED APPROPRIATIONS
STORMWATER UTILITY FUND**

	2012/13	2013/14	2014/15	2015/16	2016/17	2017/18
Revenues:						
Stormwater Utility Billings (1)	\$844,000	\$880,000	\$880,000	\$880,000	\$880,000	\$880,000
Carry Over of Surplus	-	-	145,000	268,600	369,944	448,142
	<u>\$ 844,000</u>	<u>\$ 880,000</u>	<u>\$ 1,025,000</u>	<u>\$ 1,148,600</u>	<u>\$ 1,249,944</u>	<u>\$ 1,328,142</u>
Operating Expenses: (2)	515,000	535,000	556,400	578,656	601,802	625,874
Available for CIP & Debt Service	\$ 329,000	\$ 345,000	\$ 468,600	\$ 569,944	\$ 648,142	\$ 702,267
Annual CIP Expenditures:	<u>200,000</u>	<u>200,000</u>	<u>200,000</u>	<u>200,000</u>	<u>200,000</u>	<u>200,000</u>
Annual Surplus/(Deficit):	\$ 129,000	\$ 145,000	\$ 268,600	\$ 369,944	\$ 448,142	\$ 502,267

NOTES TO ASSUMPTION OF PROJECTIONS

(1) Projected to remain flat.

(2) Includes Operation and Maintenance, Engineering, Administration, Review of Existing Account Data Costs. Projected to continue to grow at an annual rate of 4%.

**PROPOSED FINANCING PLAN
CAPITAL PROJECTS FUND**

This fund was established to account for restricted impact fees or other revenues and which by Ordinance or Commission Policy are designated for police and parks capital improvements. This table reflects the anticipated revenues available and the proposed appropriations.

**TABLE 6
CAPITAL PROJECTS FUND
RECAP OF AVAILABLE RESOURCES AND PROPOSED APPROPRIATIONS
SUMMARY BY YEAR**

	2012/13	2013/14	2014/15	2015/16	2016/17	2017/18
<u>REVENUES</u>						
Police Impact Fees	\$ -	\$ 7,500	\$ 7,500	\$ -	\$ -	\$ -
Park Impact Fees	-	7,500	7,500	-	-	-
Land Sale Proceeds	1,000,000	-	-	-	-	-
Carryover - Parks Impact Fees	-	227,500	72,500	700,000	-	-
Carryover - Police Impact Fees	0	0	7,500	7,500	-	-
TOTAL REVENUES	\$1,000,000	\$ 242,500	\$ 95,000	\$ 707,500	\$ -	\$ -
<u>POLICE CAPITAL EXPENDITURES</u>						
Police Equipment	\$ -	\$ -	\$ 7,500	\$ 7,500	\$ -	\$ -
Police Reserves	-	7,500	7,500	-	-	-
TOTAL EXPENDITURES	-	7,500	15,000	7,500	-	-
<u>PARKS CAPITAL EXPENDITURES</u>						
Park Reserves						
Founders Park Improvements	-	175,000	-	-	-	-
Waterways Park Improvements	-	10,000	-	-	-	-
Waterways Dog Aprk Improvements	-	30,000	-	-	-	-
Veterans Park Improvemnets	-	20,000	-	-	-	-
NE 188th Street Park Improvements	-	-	80,000	700,000	-	-
TOTAL EXPENDITURES	-	235,000	80,000	700,000	-	-
TOTAL CAPITAL EXPENDITURES	\$ -	\$ 242,500	\$ 95,000	\$ 707,500	\$ -	\$ -



PROJECT DESCRIPTIONS

BEAUTIFICATION AND PARK FACILITIES IMPROVEMENTS

This section includes beautification projects and improvements to the City's park system and recreational facilities. There are five (5) projects in the CIP, which total \$1,579,500. Special emphasis was given to upgrading existing park facilities.

Policies

The City's investment in improvements to the City park system is based on the following policies:

Goal: Provide adequate and accessible parks and facilities to meet the recreational needs of all current and future residents.

- Provide a variety of quality recreation facilities that will meet the needs of all age groups within the City and enhance the overall environmental characteristics of the area.
- Maximize the utilization of all public facilities through the provision of variety in the type of facility offered.
- Provide exercise/walking paths to enhance the physical well being of residents.
- Provide recreational facilities on the basis of 2.75 acres per 1,000 population.
- Encourage the integration of recreational facilities into the development of residential, commercial, industrial, and open space land uses.

Goal: Update the five-year CIP on an annual basis.

- Provide parks whereby residents have access to neighborhood parks within a 2 mile radius and community parks which serve the entire City.

Goal: Increase Safety Standards

- Provide for adequate security measure including limited access facilities.
- Replace dangerous equipment and eliminate visual barriers to reduce criminal opportunities.
- Employ vandal-resistant equipment and facilities.
- Maintain a Parks Usage Plan to protect the City's investment in the park system and insure the residents' safety.

Goal: Protect and preserve environmentally sensitive land and water areas.

- Preserve and enhance open space with environmental impact.

Existing Facilities

There is 30.5 acres of open space and public park land in the City.

Aventura Founders Park was opened in November 1998. This 11 acre site located on West Country Club Drive and NE 190th Street includes both active and passive recreational opportunities. The park encompasses the following components: Splash pad, Jogging Path, tennis courts, gated entries, One ball field w/ dugouts and backstops, Restroom Buildings, Decorative Fencing, Playground, picnic area, passive play areas, baywalk, landscaping, two parking lots, multi-purpose plaza areas, signage, benches, and security lighting.

Don Soffer Exercise/Walking Path contains 5.5 acres that is classified as open space recreation area. This facility is used by residents for both recreational and exercise purposes.

Waterways Dog Park was acquired by the City in 1998 from a private developer. This 1.5 acre site was previously constructed by a private developer. The City converted this site to a dog park in 2008.

Waterways Park was purchased in 2006. The 7 acre site that include a multipurpose sports field, playground, basketball court, fitness trail, parking and restroom facilities was opened in 2008.

Arthur I Snyder Memorial Park was purchased in 1998. This 3.5 acre site was one of the last remaining waterfront undeveloped parcels in the City. This site contains the Community/Recreation Center. Open passive and sitting areas are available at this location.

Veterans Park was acquired by the City from a private developer in 2001. This 2 acre site is located on NE 31st Avenue. Facilities and amenities include: parking lot; 1.5 acre open playfield area; playground facilities; restroom facilities and landscaping with shade trees. This park was modified in 2008 by removing the dog play area and expanding the children’s play area and adding a restroom facility.

Prior Accomplishments

The following projects have been completed or are scheduled for completion as of the 2012/13 fiscal year:

<u>Project Title</u>	<u>Year</u>
Conceptual Design of Aventura Founders Park	1996/97
Design of Country Club Drive Exercise Safety Improvements	1996/97

Purchase of 5.5 acres for Aventura Founders Park	1996/97
Bus Shelter & Bench Replacements	1996/97, 1997/98, 1998/99 1999/00, 2000/01, 2001/02 2005/06
Aventura Blvd Beautification Improvements	1997/98
Northern Entrance Beautification Improvements	1997/98
Aventura Founders Park Development	1997/98
Country Club Drive Exercise/Walking Path Improvements	1997/98
NE 183 rd Street Beautification Improvements	1997/98
NE 34 th Avenue Beautification Improvements	1997/98
Library Landscaping Project	1997/98
Huber Tract Open Space Land Purchase	1998/99
NE 207 th Street Beautification Improvements	1998/99
Country Club Dr. Exercise Path Safety Improvements	1998/99, 2004/05, 2009/10
NE 190 th Street Beautification Improvements	1998/99
Biscayne Boulevard Phase I Beautification Improvements	1998/99
FEC Landscape Buffer	1998/99
NE 191 st Street Beautification Improvements	1998/99
Waterways Park Improvements	1999/00
Founders Park Improvements	1999/00, 2001/02, 2002/03 2003/04, 2005/06, 2010/11
Biscayne Boulevard Phase II Beautification Improvements	1999/00
NE 185 th Street & NE 28 th Ave Beautification Improvements	1999/00
NE 213 th Street Beautification Improvements	2001/02
Aventura Blvd. Entrance Features	2001/02
Community/Recreation Center Conceptual Design	2000/01
Community Recreation Center Development	2001/02
Expanded Waterways Park Purchase	2003/04
Biscayne Boulevard Phase II Beautification Improvements	2001/02
Country Club Drive Beautification Improvements	2002/03
Newspaper Racks	2002/03, 2003/04
NE 188 th Street Beautification Improvements	2002/03
Yacht Club Way Beautification Improvements	2003/04
William Lehman Causeway Beautification Improvements	2003/04, 2004/05
Veterans Park Development	2003/04
Waterways Park Design	2005/06
Founders Park Parking Lot Expansion	2005/06
NE 207 th Street Swale Beautification Improvements	2005/06
Waterways Park Development	2006/07, 2007/08
Splashpad Addition to Founders Park	2006/07
Miami Gardens Drive Beautification Improvements	2006/07
Waterways Dog Park Development	2007/08
Veterans Park Modifications	2007/08
Entrance Features Upgrades	2010/11
Founders Park Improvements	2011/12

Park Facilities/Open Space Recreation

The City's estimated current population is 37,239. The City's Comprehensive Plan recommended standard is 2.75 acres of park and recreation land for every 1,000 potential residents. The amount of park and recreation land required by the park standards for this population is 102 acres. In calculating the number of recreation acres the City has available for use by residents, public private, golf courses and marinas are accounted for at a different degree depending on accessibility to citizens of the City. Assuming that public facilities can be accounted for at 100%, private recreation facilities at 50%, and marinas and the golf course at 25%, the City existing and proposed recreation areas total 117. Therefore, no deficiency exists under the City's standards. Table PFOS1 contains an inventory of existing and proposed recreation and open space areas. The City owns 32 park/open space acres.

Table PFOS 1
CITY OF AVENTURA
Recreation/Open Space Inventory

<u>TYPE</u>	<u>FACILITY</u>	<u>ACRES</u>	<u>APPLICABLE ACRES</u>
<i>Public Recreation Areas</i>			
C	Don Soffer Exercise/Walking path	5.5	5.5
C	Arthur I Snyder Memorial Park	3.5	3.5
N	Veterans Park	2.0	2.0
N	Waterways Park	7.0	7.0
N	Waterways Dog Park	1.5	1.5
N	NE 188 th Street	1.5	1.5
N	Aventura Founders Park	<u>11.0</u>	<u>11.0</u>
	Public Recreation Subtotal	<u>32.0</u>	<u>32.0</u>
<i>Private Recreation Areas</i>			
	Private Recreation Sites	63.61	31.81
	Marina Complexes	9.40	2.35
	Golf Courses	<u>203.17</u>	<u>50.79</u>
	Private Recreation Subtotal	276.18	84.95
	Total Recreation Areas	<u>306.68</u>	<u>116.95</u>

C = Community Park
N = Neighborhood Park

Citywide Beautification Program

In December of 1996, the City Commission approved the landscape design concepts to be utilized with the implementation of a City-wide Beautification Program. This major undertaking, addresses median and right of way landscaping throughout the public areas within the City, and was adopted as one of the City's budget priorities and goals. The landscape design includes the planting of an assortment of palm trees, including date palms at the City's entrances and coconut and royal palms on various medians throughout the City, as well as shade trees such as live oaks.

With this Beautification Program, the City Commission has fulfilled its long-term goal of creating the signature of the City and establishing its reputation as “the most beautiful City in South Florida.” The actual construction of these projects will be ongoing until all of the improvements to the various areas within the City are complete.

In 2006, the City funded a Landscape Restoration Program in the amount of \$1,500,000 to respond to damage from hurricanes experienced in 2005.

The following areas have been completed as of the 2012/13 fiscal year:

Aventura Boulevard, Northern City Entrance, NE 207th Street, NE 183rd Street, NE 185th Street & 28th Avenue, NE 190th Street, NE 191st Street, NE 29th Avenue, NE 187th Street, NE 188th Street, NE 213th Street, Biscayne Boulevard and FEC Landscape Buffer, Aventura Boulevard Entrance Features, Country Club Drive, Yacht Club Way, William Lehman Causeway, NE 207th Street Swale, 2006 Citywide Hurricane Landscape Restoration Program; Miami Gardens Drive and the Biscayne Boulevard Median (NE 209-212 St).

Funding Plan

Funding for the proposed beautification and park facilities will be provided by the proceeds from the following revenue sources:

Total Category Budget	\$1,579,500
-----------------------	-------------

Funding:

General Fund	\$564,500
Capital Projects Fund	1,015,000

TABLE 1
 PROPOSED BEAUTIFICATION AND PARK FACILITIES IMPROVEMENTS
 PROJECTS SCHEDULED FOR 2013/14 - 2017/18
 SUMMARY BY YEAR

CIP #	Project Title	Dept. #	2013/14	2014/15	2015/16	2016/17	2017/18 Total
BP1	Founders Park Improvements	CS	\$ 340,000	\$ 25,000	\$ 12,000	\$ 30,000	\$ 437,000
BP2	Waterways Park/Dog Park Improvements	CS	40,000	-	-	-	40,000
BP3	Veterans Park Improvements	CS	20,000	-	-	-	170,000
BP4	NE 188th Street Park Improvements	CS	-	80,000	800,000	-	880,000
BP5	City-wide Beautification Improvements	CS	9,000	16,500	9,000	9,000	52,500
Totals			\$ 409,000	\$ 121,500	\$ 821,000	\$ 39,000	\$ 1,579,500

TABLE 2
 PROPOSED BEAUTIFICATION AND PARK FACILITIES IMPROVEMENTS
 PROJECTS SCHEDULED FOR 2013/14 - 2017/18
 FUNDING PLAN

CIP #	Project Title	Dept. #	Total	Capital Projects	General Fund
BP1	Founders Park Improvements	CS	\$ 437,000	\$ 175,000	\$ 262,000
BP2	Waterways Park/Dog Park Improvements	CS	40,000	40,000	-
BP3	Veterans Park Improvements	CS	170,000	20,000	150,000
BP4	NE 188th Street Park Improvements	CS	880,000	780,000	100,000
BP5	City-wide Beautification Improvements	CS	52,500	-	52,500
Totals			1,579,500	\$ 1,015,000	\$ 564,500

PROPOSED PROJECTS

1 – CS

Founders Park Improvements

2013/14 \$340,000 2014/15 \$25,000 2015/16 \$12,000
 2016/17 \$30,000 2017/18 \$30,000

This project consists of maintenance projects which replace and update equipment as well as enhancements to the existing features.

2013/14	Replace SplashPad Water Features	25,000
	Replace SplashPad Surfacing	40,000
	Install SunPad adjacent to Splash Pad	175,000
	Community Garden	100,000
2014/15	Replace SplashPad Water Features	25,000
2015/16	Replace Office and Welcome Center Furniture	12,000
2016/17	Replace SplashPad Water Features	30,000
2017/18	Replace SplashPad Water Features	30,000

2-CS

Waterways Park and Dog Park Improvements

2013/14 \$40,000

This project consists of enhancements to these park facilities.

2013/14	Additional Shade Structure and Benches at Waterways Park Playground	10,000
	Replace Shade structure with Permanent Shelter at Waterways Dog Park	30,000

3-CS

Veterans Park Improvements

2013/14 \$20,000 2017/18 \$150,000

This project consists of maintenance projects which replace and update equipment as well as enhancements to the existing features.

2013/14	Install Additional Shade Structure	20,000
2017/18	Replace Playground Equipment	150,000

4-CS

NE 188th Street Park Improvements
 2014/15 \$80,000 2015/16 \$800,000

This project consists of developing the 1.5 acre parcel on NE 188th Street into practice fields for ACES and additional park amenities based on input from the area residents. Parking for 16 parking spaces.

5 - CS

City-Wide Beautification Improvements
 2013/14 \$9,000 2014/15 \$16,500 2015/16 \$9,000
 2016/17 \$9,000 2017/18 \$9,000

This project consists of replacing aging street furniture that is no longer useful.

2013/14	Purchase Trash Cans	9,000
2014/15	Purchase Trash Cans Replace Five Benches	9,000 7,500
2015/16	Purchase Trash Cans	9,000
2016/17	Purchase Trash Cans	9,000
2017/18	Purchase Trash Cans	9,000

TRANSPORTATION, DRAINAGE AND INFRASTRUCTURE IMPROVEMENTS

This section includes improvements to the City's transportation system, roadways, drainage system, sidewalks, pedestrian pathways, street lighting, transit and other infrastructure improvements. There are five (5) improvement projects in the Capital Improvement Program, which total \$5,400,000. Special emphasis was given to improving traffic flow, correcting drainage deficiencies and road resurfacing and addressing maintenance considerations. The projects outlined in this section have been developed based on a survey of all areas of the City, with respect to the improvement items, by the Community Services Department; City's consulting engineer and staff. The projects were prioritized according to the urgency of the improvements needed and age of the areas to be improved.

Policies

The City's investment in improvements to its transportation system, roads, sidewalks, street lighting and drainage system is based on the following policies:

Goal: Utilize the Stormwater Utility Fund to provide revenue sources to fund drainage improvements contained in the CIP.

- Coordinate area-wide storm water developments with major street improvements.
- Provide adequate storm drainage as defined by present standards for different types of areas of the City.
- Upgrade areas of the City to conform to present drainage standards to eliminate flood prone areas.

Goal: Improve local roads to meet road safety requirements and serve the transportation needs of the City.

- Systematically provide local street improvements throughout the City based upon the existing condition and age of the street and the cost of maintenance of the street.
- Provide an adequate road transportation network that meets or exceeds the capacity rating outlined in the Comprehensive Plan.
- Implement improvements to meet safety standards.
- Improve safety by installing street lighting on all appropriate public roadways.
- Provide walkways and sidewalks to improve the safety of residents traveling throughout the City.

- Accept the dedication of private roads throughout the City in accordance with the Policy governing the conversion of private roads to public roads as outlined in Resolution No. 97-05.

Goal: Address traffic flow along the major roadways and intersections by implementing projects that create improvements to the system.

- Implement the recommendations of the City’s Traffic Advisory board and its Traffic consultant.

Existing Facilities

The following is a list of current public roads under the jurisdiction of the City:

NE 185 th Street	NE 27 th Court
NE 28 th Place	NE 28 th Avenue
NE 29 th Avenue	NE 29 th Court
NE 29 th Place	NE 30 th Avenue
NE 34 th Avenue	NE 187 th Street
NE 188 th Street	NE 190 th Street
NE 191 st Street	NE 192 nd Street
NE 193 rd Street	Aventura Boulevard
West Country Club Drive	North Country Club Drive
East Country Club Drive	NE 201 Terrace
NE 203 rd Street	NE 205 th Street
NE 206 th Street	NE 207 th Street
NE 208 th Street	NE 208 th Terrace
NE 209 th Street	NE 211 th Street
NE 213 th Street	NE 214 th Terrace
NE 214 th Street	NE 183 rd Street
Yacht Club Drive	Turnberry Way
NE 27 th Court	

Prior Accomplishments

Since the inception of the CIP, the following projects have been completed or are scheduled for completion as of the 2012/13 fiscal year:

<u>Project Title</u>	<u>Year</u>
Country Club Drive Drainage Improvements	1996/97
Sidewalk Installation – Southside of Lehman Causeway	1996/97
Pedestrian Safety Study	1996/97
Aventura Boulevard Street Lighting Improvements	1997/98
NE 183 rd Street & Drainage Improvements	1997/98
NE 183 rd Street Lighting Improvements	1997/98
NE 207 th Street Lighting Improvements	1997/98
North Aventura Stormwater Collector (213 th Street)	1997/98
Pedestrian Transportation Circulation Safety Improvements	1997/98

NE 190 th Street Lighting Improvements	1998/99
South Aventura Stormwater Collector	1998/99
Sidewalk Improvements & Replacements	1998/99, 1999/00, 2000/01
NE 34 th avenue Street Lighting Improvements	1999/00
NE 185 th Street & NE 28 th Avenue Improvements	1999/00
Safety Improvements – Country Club Drive	1999/00
NE 30 th Avenue Drainage Improvements	2000/01
NE 213 th Street Lighting Improvements	2000/01
NE 34 th Avenue Safety/Road Improvements	2000/01
Biscayne Lake Gardens Area Drainage Improvements	2001/02
NE 188 th Street, Lighting & Drainage Improvements	2002/03
Country Club Drive Improvements	2002/03, 2012/13
NE 190 TH Street Drainage Improvements	2002/03
Yacht Club way Drainage and Lighting Improvements	2003/04
NE 31 st Avenue Decorative Street Lighting	2003/04
Extension of Lehman Causeway Westbound Service Road	2003/04
Illuminated Street Signs	2003/04
Hospital District NE 213 TH Street Drainage Connector	2003/04
Hospital District North Collector	2004/05
NE 207 th Street Resurfacing	2004/05
Traffic Video Monitoring Program	2004/05, 2005/06
Directional Signs	2004/05
Yacht Club Drive Seawall Improvements	2005/06
Miami Gardens Drive	2005/06
Aventura Boulevard Resurfacing	2005/06
NE 213 th Street Outfall Drainage Improvement	2006/07
Miami Gardens Drive Extension and Street Lighting	2006/07
Ne 29 th Avenue Street Lighting Improvements	2006/07
Yacht Club Drive Resurfacing	2006/07
Countdown Pedestrian Walkway Signals	2006/07
Traffic Video Monitoring Program – Phase I	2006/07
Traffic Video Monitoring Program – Phase II	2007/08
NE 29 th Pace and Yacht Club Way Resurfacing	2007/08
NE 190 th Street Drainage Improvements	2007/08
NE 209 th Street/Biscayne Boulevard Traffic Improvements	2007/08
NE 187 th Street Traffic Improvements	2007/08
NE 180 th & NE 182 nd Street /Biscay Boulevard Signage	2007/08
NE 199 th Street/West Country Club Drive Turning Lane	2008/09
NE 190 th Street Resurfacing	2008/09
NE 191 st Street/Biscayne Boulevard Traffic Improvements	2008/09
NE 191 st /29 th Avenue Drainage Improvements	2008/09
Hospital District Resurfacing	2009/10
NE 183 rd Street Resurfacing & Road Improvements	2009/10
Yacht Club Way Bridge Improvements	2009/10
Country Club Drive Bus Shelters	2010/11
NE 29 th Avenue and NE 187 th Street Resurfacing	2010/11

NE 34 th Avenue Street Resurfacing	2010/11
Biscayne Boulevard Street Light Upgrades Phase 1	2010/11
Biscayne Boulevard Street Light Upgrades Phase 2	2011/12
NE 185 th /NE 31 th Avenue, NE 188 th Street and NE 191 Street Resurfacing	2011/12
Biscayne Boulevard Street Light Upgrades Phase 3	2012/13
Traffic Signal @ NE 185 th Street & NE 28 th Court	2012/13
Turning Lane at N. Country Club Drive and NE 34 th Avenue	2012/13

Road, Drainage and Infrastructure Improvements

The majority of the projects outlined herein can be also be classified as drainage improvements and road resurfacing in accordance with established maintenance schedules. In addition, traffic improvement projects recommended by the Traffic Advisory board are included for funding.

Funding Plan

Funding for the proposed roadway, drainage and infrastructure improvement projects will be provided by the following sources:

Total Category Budget	\$5,400,000
-----------------------	-------------

Funding:

Transportation Fund	\$3,400,000
General Fund	1,000,000
Stormwater Utility Fund	1,000,000

Tables 1 and 2 showing these improvement projects and funding schedules are followed by detailed project descriptions.

TABLE 1
 PROPOSED TRANSPORTATION, DRAINAGE AND INFRASTRUCTURE IMPROVEMENTS
 PROJECTS SCHEDULED FOR 2013/14 - 2017/18
 SUMMARY BY YEAR

CIP #	Project Title	Dept. #	2013/14	2014/15	2015/16	2016/17	2017/18	Total
TDI1	Stormwater Drainage Improvements	CS	\$ 200,000	\$ 200,000	\$ 200,000	\$ 200,000	\$ 200,000	\$ 1,000,000
TDI2	Biscayne Blvd Street Lighting	CS	1,000,000	-	-	-	-	1,000,000
TDI3	Road Resurfacing Program	CS	885,000	665,000	360,000	530,000	610,000	3,050,000
TDI4	Traffic Safety and Flow Improvements	CS	50,000	-	-	-	-	50,000
TDI5	Street Lighting Improvements	CS	-	50,000	250,000	-	-	300,000
Totals			\$ 2,135,000	\$ 915,000	\$ 810,000	\$ 730,000	\$ 810,000	\$ 5,400,000

TABLE 2
 PROPOSED TRANSPORTATION, DRAINAGE AND INFRASTRUCTURE IMPROVEMENTS
 PROJECTS SCHEDULED FOR 2013/14 - 2017/18
 FUNDING PLAN

CIP #	Project Title	Dept. #	Total	Stormwater		General Transportation	
				Utility Fund	Fund	Fund	Fund
TDI1	Stormwater Drainage Improvements	CS	\$ 1,000,000	\$ 1,000,000	\$ -	\$ -	
TDI2	Biscayne Blvd Street Lighting	CS	1,000,000	-	\$ 1,000,000	-	
TDI3	Road Resurfacing Program	CS	3,050,000	-	-	\$ 3,050,000	
TDI4	Traffic Safety and Flow Improvements	CS	50,000	-	-	50,000	
TDI5	Street Lighting Improvements	CS	300,000	-	-	300,000	
Totals			\$ 5,400,000	\$ 1,000,000	\$ 1,000,000	\$ 3,400,000	

PROPOSED PROJECTS

1-CS

Stormwater Drainage Improvements

2013/14 \$200,000	2014/15 \$200,000	2015/16 \$200,000
2016/17 \$200,000	2017/18 \$200,000	

Projects included provide for ongoing annual minor drainage improvements and include the cost of resurfacing the affected roadways.

2013/14	Drainage Improvements	200,000
2014/15	Drainage Improvements	200,000
2015/16	Drainage Improvements	200,000
2016/17	Drainage Improvements	200,000
2017/18	Drainage Improvements	200,000

2-CS

Biscayne Boulevard Street Light Upgrades

2013/14 \$1,000,000

The Biscayne Boulevard Street Lighting project includes the installation of decorative street lights along the eastside of Biscayne Boulevard. Biscayne Boulevard is a state road and serves as the main trafficway through the City. It extends approximately 2.58 miles from the northern city limits to the southern city limits. The Biscayne Boulevard Street Light project will include the installation of new decorative street lights to serve both the sidewalks (pedestrians) and the roadway. Phase I, Phase II and Phase III were completed in prior CIP projects.

2013/14	Phase 4	1,000,000
---------	---------	-----------

3-CS

Road Resurfacing Program

2013/14 \$885,000	2014/15 \$665,000	2015/16 \$360,000
2016/17 \$530,000	2017/18 \$610,000	

This project consists of resurfacing roadways as determined by the City's maintenance standards and the Community Services Department.

2013/14	Country Club Drive (Southbound)	885,000
2014/15	Biscayne Lake Gardens (NE 29 th Ct., 201 th Terr, & 27 th Ct.)	185,000
	NE 207 th Street	480,000
2015/16	NE 213 th Street	360,000
2016/17	NE 27 th Avenue	60,000
	NE 28 th Court between 185 and 187 Streets	200,000
	NE 30 th Avenue	200,000
	NE 209 th Street	70,000
2017/18	Yacht Club Drive	410,000
	Mystic Point Drive	200,000
<hr/>		
4-CS Traffic Safety and Flow Improvements 2013/14 \$50,000		
2013/14	NE 185 th Street/ Biscayne Boulevard Channelizing Modification to Median	\$50,000
<hr/>		
5-CS Streetlight Improvements 2014/15 \$50,000 2015/16 \$250,000		
2014/15	Plan Design for Street Lights on NE 30 th Ave between NE 203 th Street and NE 207 th Street	\$50,000
2015/16	Construction of Street Lights on NE 30 th Ave between NE 203 th Street and NE 207 Street	250,000

PUBLIC BUILDINGS AND FACILITIES IMPROVEMENTS

Capital projects in this functional category include providing new facilities to serve City residents or improvements to existing facilities in the City. The CIP includes 1 project totaling \$102,000.

Policies

The City's investment in improvements to public buildings and operational facilities is based on the following policies:

- Provide easily accessible services to City residents and adequate parking for City facilities.
- Repair and maintain all buildings and facilities in proper order to increase life of said facilities.

Existing Facilities

Map 1 shows the location of the City's Government Center, and the Dade County Fire Rescue Station and Library Branch.

Prior Accomplishments

The following projects have been completed or are scheduled for completion as of the 2012/13 fiscal year:

<u>Project Title</u>	<u>Year</u>
Government Center/Police Station Needs Assessment Study	1996/97
Government Center Land Purchase	1997/98
Design of Government Center/Police	1997/98
Construction of Government Center	1999/00, 2000/01
Purchase of Charter Elementary School Property	2001/02
Construction of Charter Elementary School	2002/03
Community Center Improvements	2003/04, 2004/05, 2006/07, 2007/08
Construction of Middle School Wing to Charter School	2004/05
Holiday Lighting for Government Center	2005/06
Design of Arts & Cultural Center	2007/08
Classroom Additions to Charter School	2008/09
Arts & Cultural Center Construction	2008/09, 2009/10
Government Center Chiller Replacements	2009/10
Police Department Office Improvement	2009/10
Government Center Security Equipment Upgrade	2010/11
Government Center Commission Chambers Video Upgrade	2010/11
Government Center Parking Expansion Design	2011/12
Government Center Parking Garage	2012/13

Funding Plan

Funding for the proposed Public Buildings Projects will be provided by the following sources: Total Category Budget \$102,000

Funding:

General Fund \$30,000

Charter School Fund 72,000

TABLE 1
 PROPOSED PUBLIC BUILDING AND FACILITIES IMPROVEMENTS
 PROJECTS SCHEDULED FOR 2013/14 - 2017/18
 SUMMARY BY YEAR

CIP #	Project Title	Dept.	2013/14	2014/15	2015/16	2016/17	2017/18	Total
PBF1	HVAC Replacements	CS	\$ -	\$ -	\$ 30,000	\$ 30,000	\$ 42,000	\$ 102,000
	Totals		\$ -	\$ -	\$ 30,000	\$ 30,000	\$ 42,000	\$ 102,000

TABLE 2
 PROPOSED PUBLIC BUILDING AND FACILITIES IMPROVEMENTS
 PROJECTS SCHEDULED FOR 2013/14 - 2017/18
 FUNDING PLAN

CIP #	Project Title	Dept.	Total	Charter Fund	General Fund
PBF1	HVAC Replacements	CS	\$ 102,000	\$ 72,000	\$ 30,000
	Totals		\$ 102,000	\$ 72,000	\$ 30,000

PROPOSED PROJECTS

1 – CS
HVAC Replacements
2015/16 \$30,000 2016/17 \$30,000 2017/18 \$42,000

This project consists of replacing the air conditioning units at various City facilities.

2015/16	Replace 20 ton HVAC at Community Recreation Center	\$30,000
2016/17	Replace 20 ton HVAC at ACES	\$30,000
2017/18	Replace 30 ton HVAC at ACES	\$42,000

INFORMATION/COMMUNICATIONS TECHNOLOGY

This functional category includes improvements to the City's information/communication systems, data processing and the automation of certain operations by utilizing the latest technology to enhance productivity and efficiency. There are 12 projects totaling \$2,794,850.

Policies

The City's investment in communication and computer projects is based on the following policies:

- Continue the implementation upgrade of the Management Information System for all key City operations to automate functions and improve efficiency and productivity.
- Improve and maintain City-wide radio communications capabilities for Police operations.
- Develop and maintain computerized capabilities of the various City departments and information systems.
- Utilize the latest state-of-the-art technology including the use of the Internet for the delivery of services.
- Maintain the E911 system to enhance police response times to emergencies.
- Utilize the latest technology for education and teaching at the Charter School.

Funding Plan

Funding for the proposed Information Technology Projects will be provided by the following sources: Total Category Budget \$2,794,850

Funding:

General Fund	\$2,082,850
Charter School Fund	712,000

PROPOSED COMMUNICATIONS AND COMPUTERS EQUIPMENT
 PROJECTS SCHEDULED FOR 2013/14 - 2017/18
 SUMMARY BY YEAR

CIP #	Project Title	Dept. #	2013/14	2014/15	2015/16	2016/17	2016/17	Total
ICT1	Police Computers Systems<\$5000	PD	\$ 148,000	\$ 129,600	\$ 121,500	\$ 156,000	\$ 154,000	\$ 709,100
ICT2	Central Computer System>\$5000	IT	215,000	215,000	160,000	165,000	230,000	985,000
ICT3	Radios and E911 System	PD	15,000	15,000	15,000	15,000	157,000	217,000
ICT4	Computer Equipment<\$5000	ACES	120,500	96,500	104,500	102,000	98,500	522,000
ICT5	Computer Equipment>\$5000	ACES	40,000	45,000	35,000	40,000	30,000	190,000
ICT6	Computer Equipment<\$5000	IT	6,000	6,000	6,000	6,000	6,000	30,000
ICT7	Computer Equipment<\$5000	F	2,000	2,000	2,000	6,000	2,000	14,000
ICT8	Computer Equipment<\$5000	CM	4,000	-	-	-	-	4,000
ICT9	Computer Equipment<\$5000	CS	13,300	14,000	19,900	17,550	14,000	78,750
ICT10	Computer Equipment<\$5000	CD	4,000	3,500	4,500	3,500	4,000	19,500
ICT11	Computer Equipment<\$5000	AACC	4,000	6,500	2,000	6,000	4,000	22,500
ICT12	Computer Equipment<\$5000	CC	-	3,000	-	-	-	3,000
Totals			\$ 571,800	\$ 536,100	\$ 470,400	\$ 517,050	\$ 699,500	\$ 2,794,850

TABLE 2
 PROPOSED COMMUNICATIONS AND COMPUTERS EQUIPMENT
 PROJECTS SCHEDULED FOR 2013/14 - 2017/18
 FUNDING PLAN

CIP #	Project Title	Dept. #	Total	General Fund	Charter School Fund
ICT1	Police Computers Systems<\$5000	PD	\$ 709,100	\$ 709,100	
ICT2	Central Computer System>\$5000	IT	985,000	985,000	
ICT3	Radios and E911 System	PD	217,000	217,000	
ICT4	Computer Equipment<\$5000	ACES	522,000		522,000
ICT5	Computer Equipment>\$5000	ACES	190,000		190,000
ICT6	Computer Equipment<\$5000	IT	30,000	30,000	
ICT7	Computer Equipment<\$5000	F	14,000	14,000	
ICT8	Computer Equipment<\$5000	CM	4,000	4,000	
ICT9	Computer Equipment<\$5000	CS	78,750	78,750	
ICT10	Computer Equipment<\$5000	CD	19,500	19,500	
ICT11	Computer Equipment<\$5000	AACC	22,500	22,500	
ICT12	Computer Equipment<\$5000	CC	3,000	3,000	
Totals			\$ 2,794,850	\$ 2,082,850	\$ 712,000

PROPOSED PROJECTS

1 - PD

Police Computers Systems < \$5000

2013/14 \$148,000 2014/15 \$129,600 2015/16 \$121,500

2016/17 \$156,000 2017/18 \$154,000

This project consists of purchasing computer equipment and software that utilizes the latest technology for the Police Department.

2013/14	Upgrades	\$10,000
	Replace 25 Mobile Laptops	50,000
	20 Desktop Computers	24,000
	GPS Vehicle Modems	40,000
	Replace 2 Servers	10,000
	10 Vehicle Printers	10,000
	Laptop-Ruggized	4,000
2014/15	Upgrades	\$10,000
	Replace 25 Mobile Laptops	50,000
	20 Desktop Computers	24,000
	Vehicle Modems	5,600
	Replace 2 Servers	10,000
	20 Vehicle Printers	20,000
	Key Track System	10,000
2015/16	Upgrades	\$10,000
	Replace 25 Mobile Laptops	50,000
	20 Desktop Computers	24,000
	Vehicle Modems	6,000
	Replace 1 Server	5,000
	20 Vehicle Printers	15,000
	Desktop Scanner	5,000
	Color Printer	1,500
	Replace Smart Board	5,000
2016/17	Upgrades	\$10,000
	Replace 25 Mobile Laptops	50,000
	20 Desktop Computers	24,000
	Vehicle Modems	14,000
	Replace 2 Server	10,000
	20 Vehicle Printers	15,000
	Desktop Scanner	2,000
	EOC PCS	12,000
	Laptop-Ruggized	4,000

	Replace Smart Board	5,000
	Key Track System	10,000
2017/18	Upgrades	\$10,000
	Replace 25 Mobile Laptops	50,000
	20 Desktop Computers	24,000
	Vehicle Modems	28,000
	Replace 2 Server	10,000
	20 Vehicle Printers	15,000
	Desktop Scanner	3,000
	Laptop-Ruggized	9,000
	Replace Smart Board	5,000

2 - IT		
Central Management Information System > \$5000		
2013/14	\$215,000	2014/15 \$215,000
		2015/16 \$160,000
2016/17	\$165,000	2017/18 \$230,000
<p>This project consists of purchasing new and replacement computer hardware and software that utilize the latest technology for the City's general information management system, which is used by all City Departments.</p>		
2013/14	Software/Licenses/Upgrades	\$20,000
	Servers/ Security/UPS/Switches	55,000
	AS 400 Upgrades	5,000
	Upgrade Phone System	10,000
	TVMS Equipment Upgrades	45,000
	Sungard MIS Upgrade	80,000
2014/15	Software/Licenses/Upgrades	\$15,000
	Servers/ Security/UPS/Switches	70,000
	AS 400 Upgrades	5,000
	Upgrade Phone System	25,000
	TVMS Equipment Upgrades	50,000
	LaserFiche Upgrade	50,000
2015/16	Software/Licenses/Upgrades	\$20,000
	Servers/ Security/UPS/Switches	60,000
	AS 400 Upgrades	5,000
	Upgrade Phone System	5,000
	Upgrade Video System Solution	10,000
	TVMS Equipment Upgrades	60,000
2016/17	Software/Licenses/Upgrades	\$20,000
	Servers/ Security/UPS/Switches	80,000

	AS 400 Upgrades	5,000
	Upgrade Phone System	10,000
	TVMS Equipment Upgrades	50,000
2017/18	Software/Licenses/Upgrades	\$20,000
	Servers/ Security/UPS/Switches	85,000
	AS 400 Upgrades	50,000
	Upgrade Phone System	10,000
	TVMS Equipment Upgrades	50,000
	Equipment for Redundant Site	15,000
<hr/>		
3 - PD		
Radios and E911 System		
2013/14	\$15,000	2014/15 \$15,000 2015/16 \$15,000
2016/17	\$15,000	2017/18 \$157,000
<p>This project consists of upgrading the equipment for the 800 Mhz police radio system to ensure a state-of-the-art system and maintain the E911 system.</p>		
2013/14	E911 System Upgrades	15,000
2014/15	E911 System Upgrades	15,000
2015/16	E911 System Upgrades	15,000
2016/17	E911 System Upgrades	15,000
2017/18	E911 Equipment Replacement	147,000
	800 Mhz Radio System Upgrades	10,000
<hr/>		
4 - ACES		
Computer Equipment < \$5,000		
2013/14	\$120,500	2014/15 \$96,500 2015/16 \$104,500
2016/17	\$102,000	2017/18 \$98,500
<p>This project consists of the regular replacement of the computers, laptops, servers and network infrastructure at the Aventura City of Excellence School.</p>		
2013/14	Replace 100 Computers/laptops	110,000
	Mobile Lab	10,500
2014/15	Replace 75 Computers/Laptops	82,500
	21 Tablet Computers	10,500
	Replace Color Laser Printer	3,500

2015/16	Replace 80 Computers/Laptops	88,000
	21 Tablet Computers	10,500
	Mobile Learning Computer Lab	5,000
	Replace Desktop Scanner	1,000
2016/17	Replace 80 Computers/Laptops	88,000
	21 Tablet Computers	10,500
	Replace Color Laser Printer	3,500
2017/18	Replace 80 Computers/Laptops	88,000
	21 Tablet Computers	10,500

5 - ACES		
Computer Equipment > \$5000		
2013/14 \$40,000	2014/15 \$45,000	2015/16 \$35,000
2016/17 \$40,000	2017/18 \$30,000	
<p>This project consists of the regular replacement of the computers and network infrastructure at the Aventura City of Excellence School that exceeds \$5,000.</p>		
2013/14	Replace Network Switches and Routers	20,000
	Replace AV equipment and/or Smart boards	20,000
2014/15	Replace Network Switches and Routers	10,000
	Phone system Upgrade	15,000
	Replace AV equipment and/or Smart boards	20,000
2015/16	Replace Network Switches and Routers	15,000
	Replace AV equipment and/or Smart boards	20,000
2016/17	Replace Network Switches and Routers	10,000
	Replace 2 Servers	10,000
	Replace AV equipment and/or Smart boards	20,000
2017/18	Replace Network Switches and Routers	10,000
	Replace AV equipment and/or Smart boards	20,000

6 - IT		
Computer Equipment < \$5000		
2013/14 \$6,000	2014/15 \$6,000	2015/16 \$6,000
2016/17 \$6,000	2017/18 \$6,000	
<p>This project includes the replacement of existing equipment for the various employees of the department.</p>		

7 - F

Computer Equipment < \$5000

2013/14 \$2,000 2014/15 \$2,000 2015/16 \$2,000
 2016/17 \$6,000 2017/18 \$2,000

This project includes the replacement of existing equipment for the various employees of the department.

8 - CM

Computer Equipment < \$5000

2013/14 \$4,000

This project consists of upgrading computer equipment in the Office of the City Manager.

9 - CS

Computer Equipment < \$5000

2013/14 \$13,300 2014/15 \$14,000 2015/16 \$19,900
 2016/17 \$17,550 2017/18 \$14,000

This project consists of purchasing and upgrading computer equipment in the Community Services Department and Community Recreation Center.

2013/14	4 Computers	\$4,000
	1 Laptop Computer	1,300
	1 Plotter	6,000
	Replace Scanner	1,000
	Upgrade GIS Software	1,000
2014/15	Upgrade Visitor ID System	\$5,000
	4 Computers	4,000
	Replace 1 ID Printer	4,000
	Upgrade GIS Software	1,000
2015/16	Replace 5 Computers	\$5,000
	Replace 6 CRC Laptop Computers	9,900
	Replace 1 ID Printer	4,000
	Upgrade GIS Software	1,000
2016/17	Replace 4 Computers	\$4,000
	Replace CRC Server	3,000
	Replace Laptop	1,300

	5 CRC Laptop Computer	8,250
	Upgrade GIS Software	1,000
2017/18	Replace 5 Computers	\$5,000
	Replace CRC Server	4,000
	Replace HVAC Computer	4,000
	Upgrade GIS Software	1,000

10 - CD		
Computer Equipment < \$5000		
2013/14 \$4,000	2014/15 \$3,500	2015/16 \$4,500
2016/17 \$3,500	2017/18 \$4,000	
<p>This project consists of computer upgrades, replacement printers and the implementation of field computers for code compliance and building inspections for the Community Development Department.</p>		
2013/14	Replace 3 Computers	\$3,000
	Replace 2 Laserjet Printers	1,000
2014/15	Replace 3 Computers	\$3,000
	Replace 1 Laserjet Printers	500
2015/16	Replace 3 Computers	\$3,000
	Replace Laserjet Printers	500
	Replace Desktop Scanner	1,000
2016/17	Replace 3 Computers	\$3,000
	Replace 1 Laserjet Printers	500
2017/18	Replace 3 Computers	\$3,000
	Replace 2 Laserjet Printers	1,000

11 - AACC		
Computer Equipment < \$5000		
2013/14 \$4,000	2014/15 \$6,500	2015/16 \$2,000
2016/17 \$6,000	2017/18 \$4,000	
<p>This project consists of purchasing and upgrading computer equipment in the Arts & Cultural Center.</p>		
2013/14	Replace 2 Computers/laptops	2,000
	Color Laser Printer	2,000

2014/15	Upgrade Point of Sale System	6,500
2015/16	Replace Laptop/tablets	2,000
2016/17	Replace 4 Computers	4,000
	Replace Network Switches	2,000
2017/18	Replace 2 Laptop/tablets	2,000
	Replace Color Laser Printer	2,000

12 - CC

Computer Equipment < \$5000

2014/15 \$3,000

This project consists of upgrading and replacing computer equipment in the City Clerk's Office.

CAPITAL EQUIPMENT PURCHASES AND REPLACEMENTS

This section includes projects relating to Capital Equipment Purchases and Replacements for all operating departments. There are a total of 7 projects totaling \$3,204,526.

Policies

The City's investment in capital equipment purchases and replacements is based on the following policies:

Goal: Provide capital equipment that will meet the needs of all departments in order to maintain the efficiency and productivity of providing municipal services to the City's residents.

- Replace all present equipment that is required when they become unusable, unsafe or when maintenance costs outweigh the total cost of replacement.
- Develop and maintain an "Equipment Evaluation and Replacement Guide" to determine replacement schedules and costs.
- Purchase more economical, fuel efficient and multi-functional vehicles.
- Purchase new equipment that will increase productivity and reduce personnel and maintenance costs.
- Maintain all City assets at a level adequate to protect the City's capital investment and to minimize future maintenance and replacement costs.

Proposed Capital Equipment Purchase And Replacement

Most projects outlined in the 2013/14 to 2017/18 Capital Improvement Program are either pertaining to vehicles or operational equipment. Detailed project descriptions and a funding schedule follow. The CIP guidelines provide that capital equipment shall be defined as having a useful life of more than one year and a value of \$5,000 or more. Equipment that has a value of \$5,000 or less is also included in this document for budgetary purpose.

Funding Plan

Funding for the proposed Capital Equipment Purchase and Replacement Projects will be provided by annual appropriations from the General Fund:

TABLE 1
 PROPOSED CAPITAL EQUIPMENT PURCHASE AND REPLACEMENT
 PROJECTS SCHEDULED FOR 2013/14 - 2017/18
 SUMMARY BY YEAR

CIP #	Project Title	Dept. #	2013/14	2014/15	2015/16	2016/17	2016/17	Total
CE1	Vehicle Purchase & Replacements	PD	\$ 399,000	\$ 478,000	\$ 408,890	\$ 455,116	\$ 436,000	\$ 2,177,006
CE2	Equipment Purchase and Replacement>5000	PD	124,000	105,700	75,000	118,500	86,500	509,700
CE3	Equipment Purchase and Replacement<5000	PD	41,600	25,100	47,560	25,860	14,900	155,020
CE4	Equipment Purchase and Replacement>5000	CS	86,000	29,000	49,000	42,000	14,000	220,000
CE5	Equipment Purchase and Replacement<5000	CS	4,300	21,300	6,500	2,500	-	34,600
CE6	Equipment Purchase and Replacement>5000	AACC	15,200	9,800	16,000	37,200	10,000	88,200
CE7	Equipment Purchase and Replacement>5000	CD	-	-	20,000	-	-	20,000
Totals			\$ 670,100	\$ 668,900	\$ 622,950	\$ 681,176	\$ 561,400	\$ 3,204,526

TABLE 2
 PROPOSED CAPITAL EQUIPMENT PURCHASE AND REPLACEMENT
 PROJECTS SCHEDULED FOR 2013/14 - 2017/18
 FUNDING PLAN

CIP #	Project Title	Dept. #	Total	General Fund
CE1	Vehicle Purchase & Replacements	PD	\$ 2,177,006	\$ 2,177,006
CE2	Equipment Purchase and Replacement>5000	PD	509,700	509,700
CE3	Equipment Purchase and Replacement<5000	PD	155,020	155,020
CE4	Equipment Purchase and Replacement>5000	CS	220,000	220,000
CE5	Equipment Purchase and Replacement<5000	CS	34,600	34,600
CE6	Equipment Purchase and Replacement>5000	AACC	88,200	88,200
CE7	Equipment Purchase and Replacement>5000	CD	20,000	20,000
Totals			\$ 3,204,526	\$ 3,204,526

PROPOSED PROJECTS

1 - PD

Vehicle Purchase & Replacements

2013/14 \$395,000 2014/15 \$478,000 2015/16 \$408,890
 2016/17 \$455,116 2017/18 \$436,000

This project consists of purchasing police vehicles to accommodate new employee additions and establish a vehicle replacement program in the Police Department.

2013/14	Replace 10 Patrol Vehicles	\$333,000
	Replace K-9 Vehicles	32,000
	Replace Marine Patrol Vehicle	30,000
2014/15	Replace 12 Patrol Vehicles	\$407,000
	Replace K-9 Vehicles	36,000
	Replace Crime Prevention Van	35,000
2015/16	Replace 11 Patrol Vehicles	\$373,890
	Replace 1 Crime Scene Van	35,000
2016/17	Replace 12 Patrol Vehicles	\$420,116
	Replace Prisoner Van	35,000
2017/18	Replace 11 Patrol Vehicles	\$396,000
	Replace Traffic Truck	30,000
	Replace Crime Prevention Trailer	10,000

2 - PD

Equipment Purchase and Replacement > \$5000

2013/14 \$124,000 2014/15 \$105,700 2015/16 \$75,000
 2016/17 \$118,500 2017/18 \$86,500

This project consists of purchasing equipment for the Police Department. The following is a breakdown of the items to be replaced:

2013/14	10 Vehicle and 1 K-9 Equipment	\$74,000
	Replace Segway	9,000
	Property Room Equipment	7,000
	Replace In-car Video	33,000
2014/15	11 Vehicle Equipment	\$74,700
	K-9 Vehicle Equipment	8,000
	Replace K-9	13,000

	Crime Scene Van Equipment	10,000
2015/16	10 Vehicle Equipment	\$70,000
	Crime Scene Van Equipment	5,000
2016/17	12 Vehicle Equipment	\$83,500
	Video Wall Upgrade	35,000
2017/18	11 Vehicle Equipment	\$76,500
	Replace Segway	10,000
<hr/>		
3 - PD		
Equipment Purchase and Replacement < \$5000		
2013/14	\$41,600	2014/15 \$25,100
		2015/16 \$47,560
2016/17	\$25,860	2017/18 \$14,900
2013/14	Replace 10 Ballistic Vests	\$12,000
	6 Tasers	8,100
	2 Lasar Units	7,500
	Replace 25 Chairs	7,500
	Optics for AR	2,500
	Dive Equipment	4,000
2014/15	Replace 10 Ballistic Vests	\$12,000
	2 Radar Units	2,500
	Optics for AR	2,500
	6 Tasers	8,100
2015/16	Replace 10 Ballistic Vests	\$12,360
	AR Rifles	10,000
	12 Tasers	16,200
	Optics for AR	3,000
	Replace 3 Digital Cameras	6,000
2016/17	Replace 10 Ballistic Vests	\$12,360
	10 Tasers	13,500
2017/18	Replace 10 Ballistic Vests	\$12,500
	Dive Equipment	2,400
<hr/>		
4 - CS		
Equipment Purchase and Replacement > \$5,000		
2013/14	\$86,000	2014/15 \$29,000
		2015/16 \$49,000
2016/17	\$42,000	2017/18 \$14,000

This project consists of the replacement of equipment that has become inefficient, defective, or unusable and to add new equipment to provide improved services in the Community Services Department. The following is a breakdown of the items to be purchased:

2013/14	Replace 2 Vehicles	\$60,000
	2 Electric Low Speed Vehicles	26,000
2014/15	Replace 2 Ellipticals	10,000
	Replace Pickup Truck	19,000
2015/16	Replace Hybrid Utility Vehicle	\$30,000
	Replace Pickup Truck	19,000
2016/17	Replace 2 Treadmill	\$12,000
	Replace Hybrid Utility Vehicle	30,000
2017/18	1 Electric Low Speed Vehicles	14,000

5 - CS

Equipment Purchase and Replacement < \$5,000

2013/14 \$4,300 2014/15 \$21,300 2015/16 \$6,500
 2016/17 \$2,500

This project consists of the replacement of equipment that has become inefficient, defective, or unusable in the Community Recreation Center. The following is a breakdown of the items to be replaced:

2013/14	Replace 1 Recumbent Bicycle	\$2,500
	Replace 2 Tents	1,800
2014/15	Replace 40 Chairs	\$3,500
	Replace AV Equipment	10,000
	Replace Lobby Furniture	6,000
	Replace 2 Tents	1,800
2015/16	Replace 12 Tables	\$2,500
	Replace Stair Climber	4,000
2016/17	Replace 1 Recumbent Bicycle	\$2,500

6 - AACC

Equipment Purchase and Replacement > \$5,000

2013/14 \$15,200 2014/15 \$9,800 2015/16 \$16,000
 2016/17 \$37,200 2017/18 \$10,000

This project consists of purchasing equipment for the Arts & Cultural Center:

2013/14	Microphones and Sound Equipment	\$12,700
	Tables	2,500
2014/15	Additional Sound & Lighting Equipment	\$9,800
2015/16	Outdoor Patio Tables and Chairs	\$4,500
	Green Room Furniture Replacement	3,500
	Dressing Room Chairs	3,000
	LED Pars	5,000
2016/17	ADA Listening Devices	\$2,200
	Seachangers for Stage Lighting	35,000
2017/18	Replacement of Lobby Furniture	10,000

7 - CD
 Equipment Purchase and Replacement > \$5,000
 2015/16 \$20,000

This project consists of the addition of equipment or the replacement of equipment that has become inefficient, defective, or unusable in the Community Development Department. The following is a breakdown of the items to be replaced:

2015/16	Pickup Truck	\$20,000
---------	--------------	----------

